



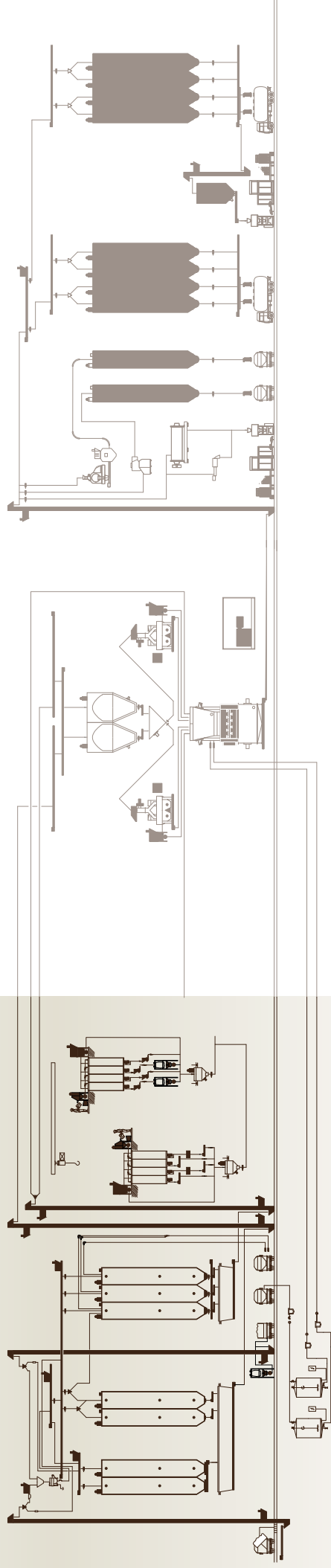
Animal Feed Milling

Animal Feed Milling

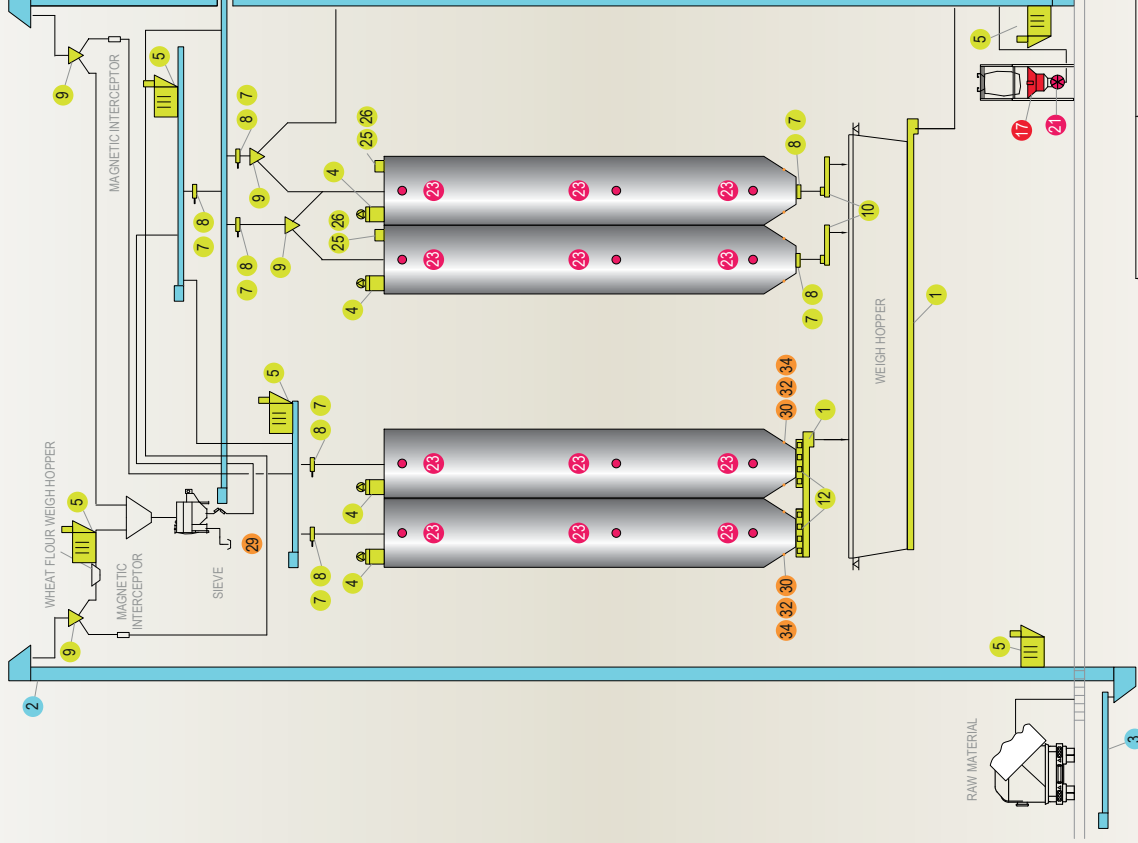
WAMGROUP® offers specialised system components tailored to the specific requirements of project engineers of animal feed milling plants.
By selecting this specialised equipment, system designers have the assurance they will combine top quality and performance with the highest possible operating efficiency.

ENTRY AND STORAGE

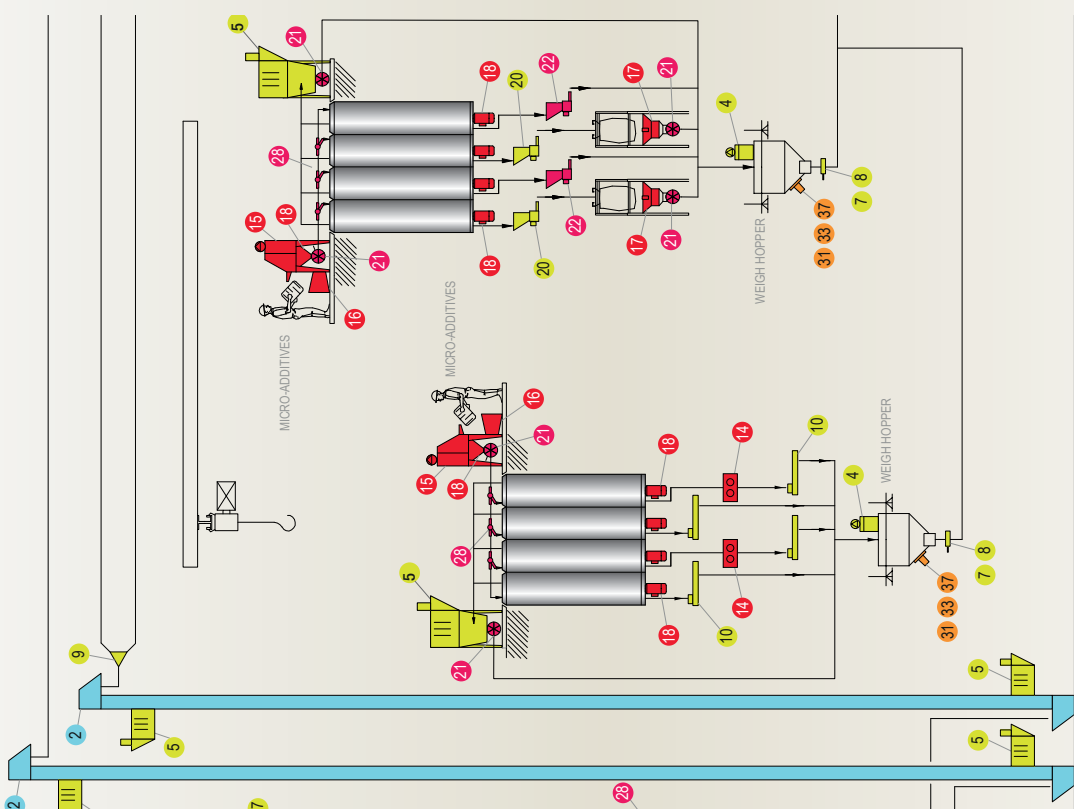
All raw materials (cereals, coarse powders, fine powders, mash, bran, liquids and molasses) on arrival at the plant are collected in big silos or cells. A cleaning system ensures that all raw materials will be ready for processing.



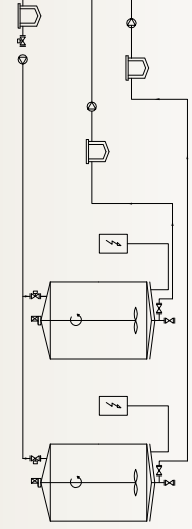
RAW MATERIAL ENTRY AND STORAGE



MICRO-ADDITIVES ENTRY AND STORAGE



LIQUID ADDITIVES ENTRY AND STORAGE

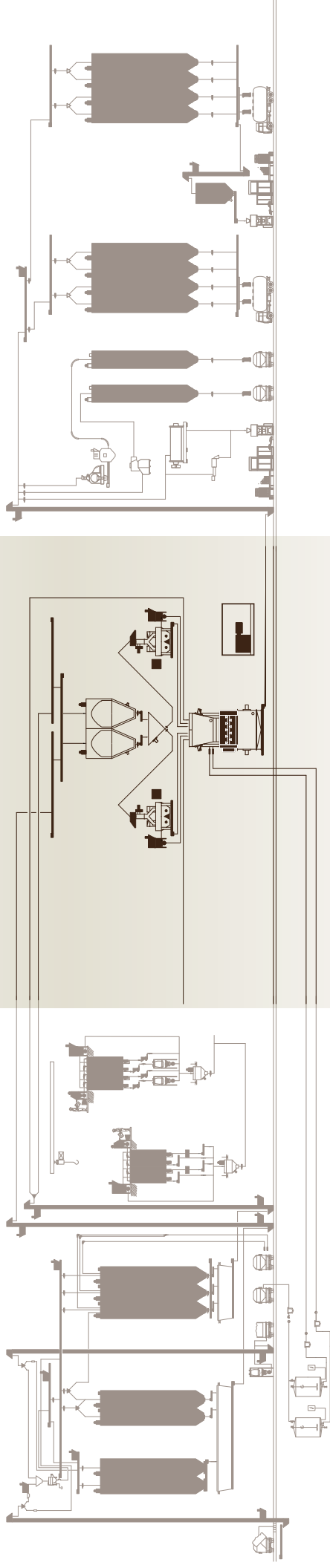


Animal Feed Milling

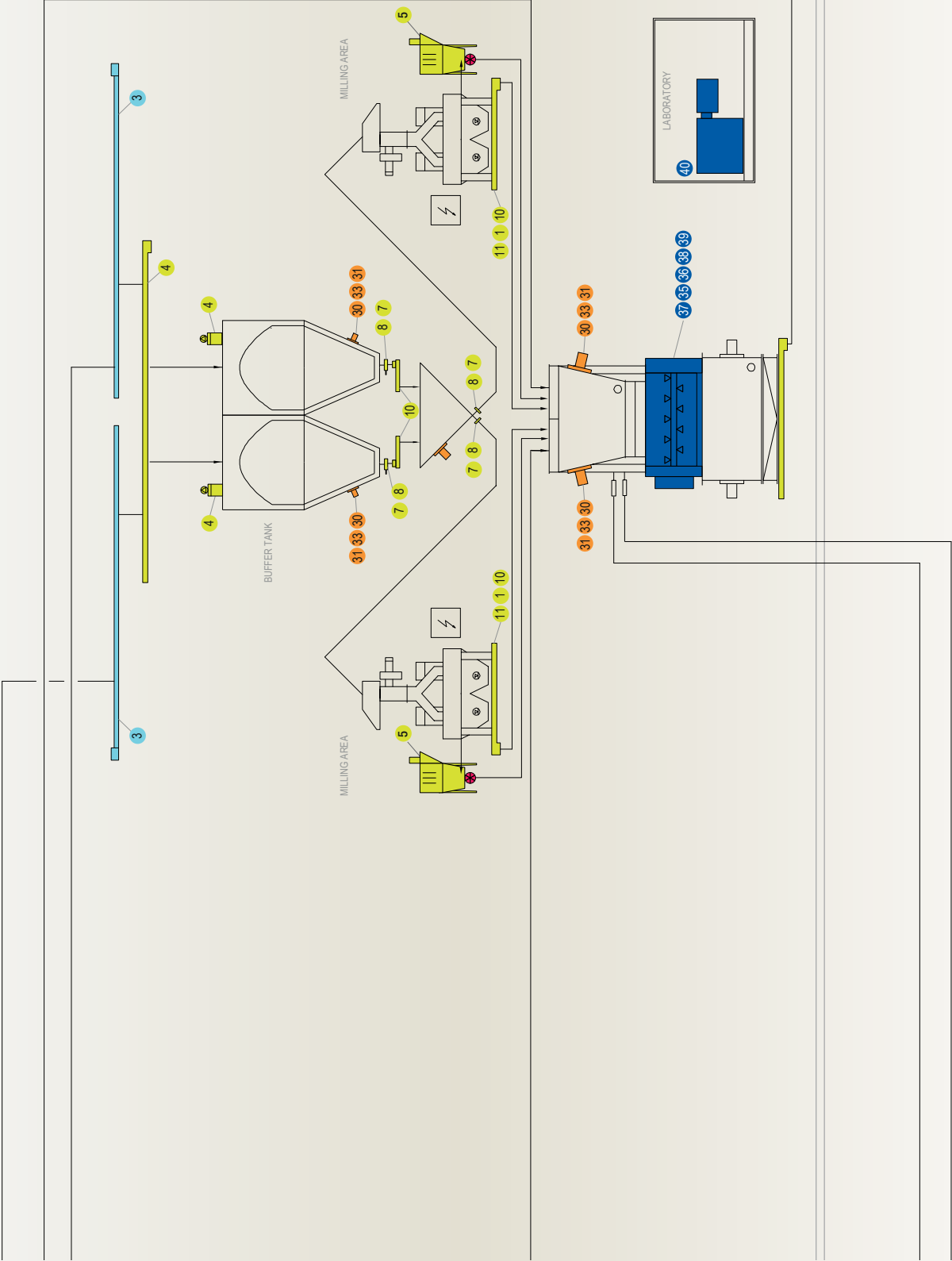
WAMGROUP® offers specialised system components tailored to the specific requirements of project engineers of animal feed milling plants.
By selecting this specialised equipment, system designers have the assurance they will combine top quality and performance with the highest possible operating efficiency.

MAIN PROCESSING

This is the core of the plant: the different raw materials are milled, fed and weighed, and finally mixed together and with additives to obtain the final products.



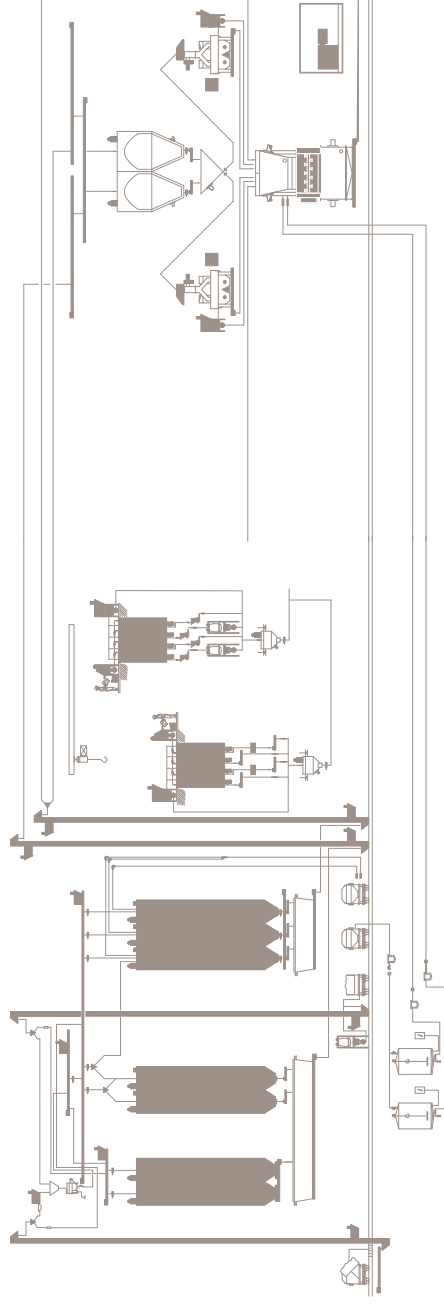
MAIN PROCESSING



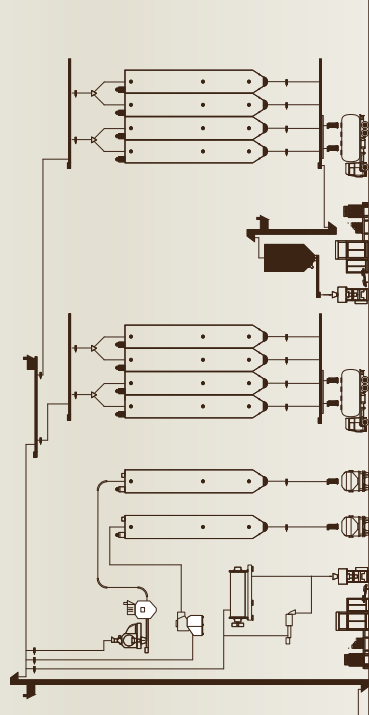
Animal Feed Milling

WAMGROUP® offers specialised system components tailored to the specific requirements of project engineers of animal feed milling plants.
By selecting this specialised equipment, system designers have the assurance they will combine top quality and performance with the highest possible operating efficiency.

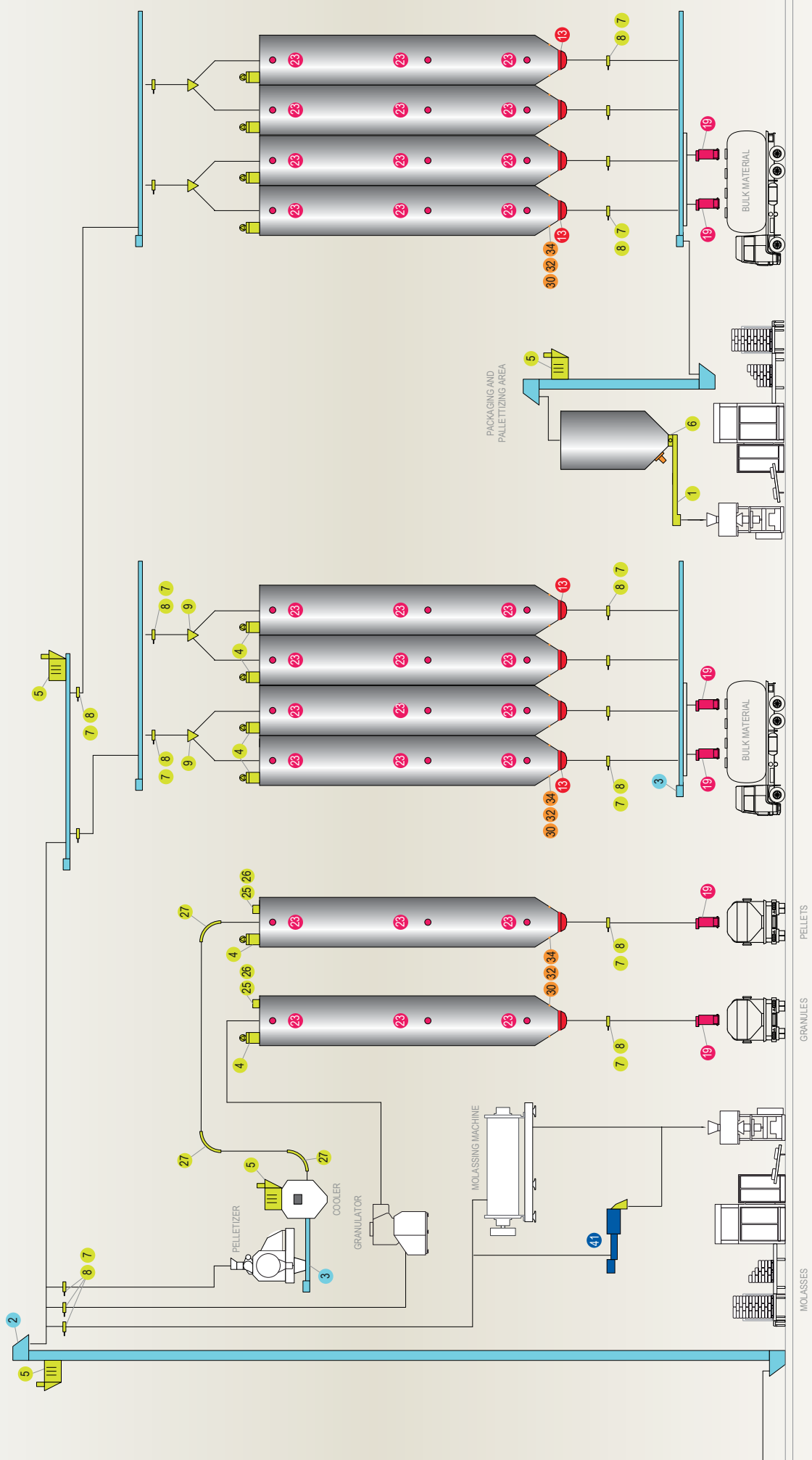
STORAGE AND SHIPPING



Different types of feed are conveyed in this area. Then they are stored in silos or cells to be subsequently distributed to the market. In this area products are extracted from silos to be packed into bags or loaded into tankers for bulk delivery.



STORAGE AND SHIPPING



1 Tubular Trough Screw Conveyors & Feeders CAO

Minimum-residue design



2 Bucket Elevators EC-220 / EF-220

Maximum work safety, ATEX zone 22-compliant



3 Chain Conveyors TCG-220

Sturdy design



4 WAMELO® Dust Collectors FN-220 / FNX-220

Compliant with ATEX and latest health & safety standards



5 WAMAIR® Dust Collectors FP-220 / FPX-220

Maintenance-friendly



6 Butterfly Valves VFS

Maintenance-friendly: small number of components



7 Slide Valves VL

No seal adjustment required



8 Slide Valves VG

Low profile design



9 Diverter Valves DVA

Dustproof



10 Single Shaft Screw Feeders SU

Efficient material extraction




11 Tapered Twin Shaft Screw Feeders BU

Mass flow discharging & feeding



12 Live Bin Bottoms MU-220

Ideal for discharging bran or middlings



13 Bin Activator BA-220 / BAEX-220

Mass flow discharge



14 Lump Breakers DLP

Perfect de-lumping



15 Manual Bag Openers RSM-220 / RSMX-220

Minimum-residue design



16 Waste Bag Compactor COM

Highly efficient bag disposal



17 FIBC Dischargers SBB-220

Easy bulk bag handling



18 BINSWEEP® Rotary Dischargers BSN-220

Height-saving discharge



19 Tanker Loading Bellows ZG / ZA

No waste material during loading



20 Micro-Batch Feeders

Highly accurate feeding



21 Drop-Through Rotary Valves RV/RVR

Versatile in all applications



22 Loss-In-Weight Screw Feeders DCC

Highly reliable and easy to clean



23 Rotary Level Indicators ILT

Easy to install



24 Silo Safety System KCS

Process reliability



25 VCP Spring-Loaded Pressure Relief Valves

Optimum work safety: ATEX zone 21-certified



26 Membrane Pressure Relief Valves VHS

Ideal for indoor installation



27 EXTRABEND® & EXTRACURVE® Pipe Elbows

Abrasion-resistant lightweight design



28 Diverter Valves VAR/VAD

Contamination-free



29 External Electric Vibrators

ATEX zone 22-compliant



30 External Pneumatic Vibrators OT-Type

Durable



31 External Pneumatic Vibrators S-Type

Reliable



32 MARTSHOCK Pneumatic Hammers PS

High impact force



33 External Pneumatic Vibrators P-Type

High impact force



34 Vibrating Bin Aerators VB

For all powdery materials



35 Batch-Type Single Shaft Mixers WBHV

Short mixing and discharge time



36 Batch-Type Single Shaft Mixers with Bomb-Bay Discharge WBHP-WBHT

Instant material discharge



37 Continuous Single Shaft Mixers WAH

High productivity



38 Ribbon Blenders WBN

Gentle blending



39 Batch-Type Twin Shaft Paddle Mixers WTS

Rapid and efficient mixing



40 Laboratory Mixer MLH

Feasibility testing and small-scale production



41 Dust Conditioner DUSTFIX™

For molassing



APPLICATIONS



CA Trough Screw Conveyors



BA Bin Activators



MBF Micro-Batch Feeders



EC Bucket Elevator



WAMFLO® Silo Venting Filters



TCG Chain Conveyor



ZG Loading Bellows



WBH Batch-Type Ploughshare Mixer



UNI EN ISO 9001
Certified Company



06/0007/152 September 2012 Rights reserved to modify technical specifications.



www.wamgroup.com